

## Packaging Information – Metric Strip Loads with Chocks

### PERFORMANCE PIPE METRICS PRODUCTS STRIP LOADS W/CHOCKS

SIZE	TYPE	PIPE OD	LAYER PER TRUCK	JOINTS PER LAYER	JOINTS PER TRUCK 40' / 50'	DR	FEET PER TRUCK 40'	FEET PER TRUCK 50'
450 mm	Metric	17.717"	4	5	20	7.25	800'	1,000'
450 mm	Metric	17.717"	5	5	25	11 – 32.5	1,000'	1,250'
500 mm	Metric	19.685"	4	5	20	11 – 32.5	800'	1,000'
560 mm	Metric	22.047"	4	4	16	11 – 32.5	640'	800'
630 mm	Metric	24.803"	3	4	12	11 – 32.5	480'	600'
800 mm	Metric	31.496"	3	3	9	11	360'	
800 mm	Metric	31.496"	2	3	6	11		300'
800 mm	Metric	31.496"	3	3	9	13.5 -32.5	360'	450'
1000 mm	Metric	39.370"	2	2	4	17 -32.5	160'	200'
1200 mm	Metric	47.244"	2	2	4	21 -32.5	160'	200'

### STRIP LOADS W/CHOCKS PACKAGING STANDARDS

1. Lumber "Saddles" between layers:
  - A. For shipment of metric strip loads 450 mm OD through 1200 mm OD.
    - (1) Saddle Construction:
      - (a) Stringer and Chocks used to construct saddles are minimally equivalent in grade and strength to 4" x 4" - 8' softwood lumber grade #3 or better
      - (b) Inspect each stringer thoroughly before use. Do not use lumber showing evidence of excessive disease or rot, burn, beetle damage, mold, etc.
      - (c) Nail chocks to stringer at distances provided on the following pages. Distance between chocks determined by size of pipe being loaded.
      - (d) "Half saddles" have chocks on one side of stringer.



## Packaging Information – Metric Strip Loads with Chocks

---

---

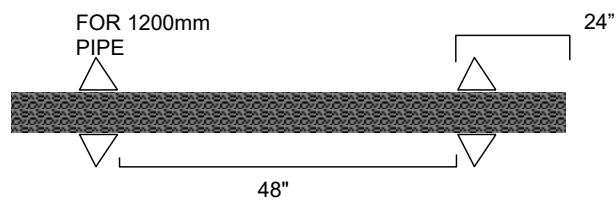
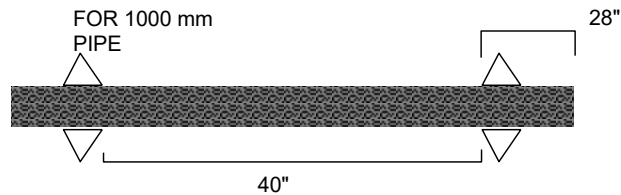
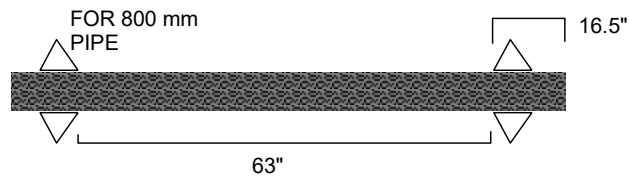
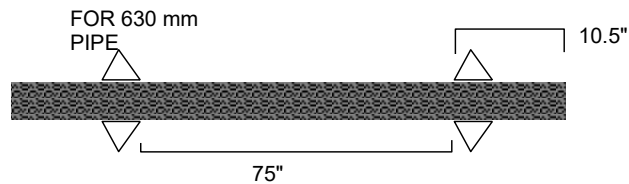
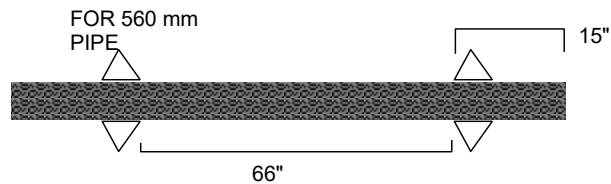
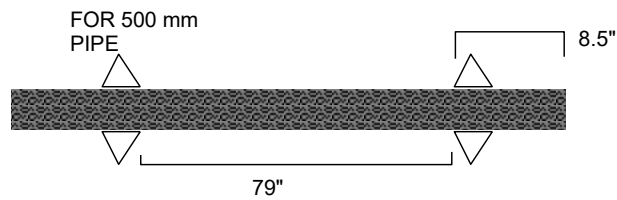
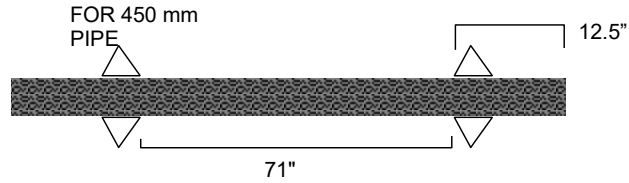
- (e) “Saddles” have chocks on both sides of stringer.



- (2) Saddle Placement and Pipe Loading:
- (a) Place minimum of four half saddles equidistant on bed of trailer. (Two may be used if pipe has additional boards of the same size added in plant during manufacturing process.)
  - (b) Load appropriate amount of pipe on top of saddles. The pipe may be loaded in single joints or a banded combination. Amount of pipe per layer depends on size of pipe. Refer to the Performance Pipe Mixed Load Policy in this manual, for rules concerning acceptable pipe sizes per layer.
  - (c) Place minimum of four full saddles on top of first layer of pipe. Locate directly above the half saddles under first pipe layer.
  - (d) Repeat steps 2 and 3 until truckload quantity is loaded. Load to not exceed 13’6” from the ground, with the exception of western states where 14’ is acceptable.
- (3) Pipe Stakes:
- (a) The use of pipe stakes is not required on strip loads. It is recognized, however, that some customers may request pipe stakes be used on the sides of their strip loads.
  - (b) Pipe stakes to be cut from 2” OD steel or iron pipe. Crimp one end to allow fit into standard trailer stake pocket. Stake to be no longer than 8’6” once firmly in stake pocket. Stake to be free of excessive corrosion and/or rust that will affect its strength.
- (4) Bands:
- (a) If load utilizes stakes: Steel bands are at plants discretion but not required. Use of 3/4” .040 polyester or 3/4” .050 polyester are optional.
  - (b) If load does not utilize stakes: Band every layer (two or three joints) at three equidistant locations. (Protective padding not required)
- (5) Securing to Trailer:
- (a) The strapping guidelines established per section the A.10 Exhibit 2 Strapping Table shall be followed.


## Packaging Information – Metric Strip Loads with Chocks

### METRIC STRIP LOAD SADDLE CONSTRUCTION




## Packaging Information – Metric Strip Loads with Chocks


### METRIC STRIP LOAD PACKAGE STANDARDS




450 mm – 25 joints  
1,000' - 40's  
1,250' - 50's  
(DR 7.3 is 800/40' – 1,000/50')



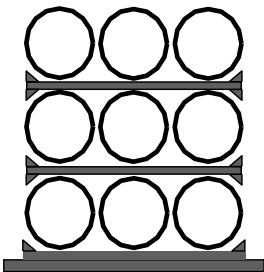
500 mm – 20 joints  
800' - 40's  
1,000' - 50's



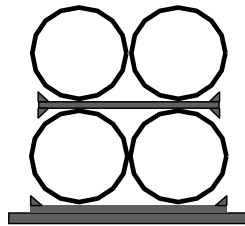
560 mm – 16 joints  
640' - 40's  
800' - 50's



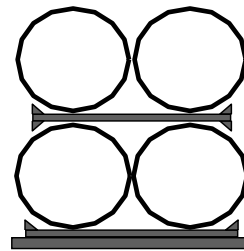
630 mm – 12 joints  
480' - 40'  
600' - 50's



800 MM  
9 joints  
360' – 40's  
450' – 50's  
(Bed no more than 4 1/2'  
from ground)



1000 MM  
4 joints  
160' – 40's  
200' – 50's



1200 mm  
160' – 40's  
200' – 50's  
(2x6 stringer on bottom)

**NOTE:** LOADS AND MATERIALS NOT DRAWN TO SCALE  
CERTAIN DRS MAY BE LIMITED BY WEIGHT

**MAXIMUM WEIGHT PER LOAD IS 45000 POUNDS**